



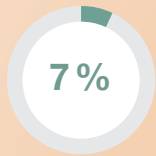
Where will hiring be strongest? Where will it be weakest?

Manpower®

3rd Quarter 2018

760 Swiss employers answered the same question:

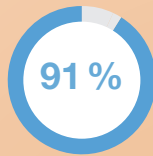
«How do you anticipate total employment at your location to change in the three months to the end of September 2018 as compared to the current quarter?»



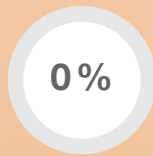
expect to increase staffing levels



expect a decrease



expect no change



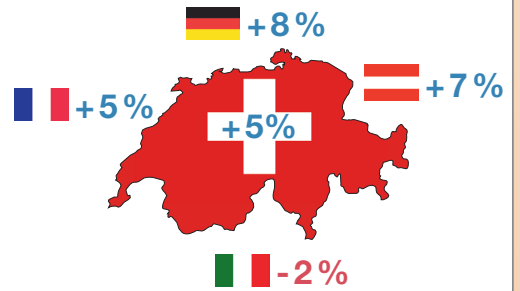
don't know

How is the Net Employment Outlook calculated?

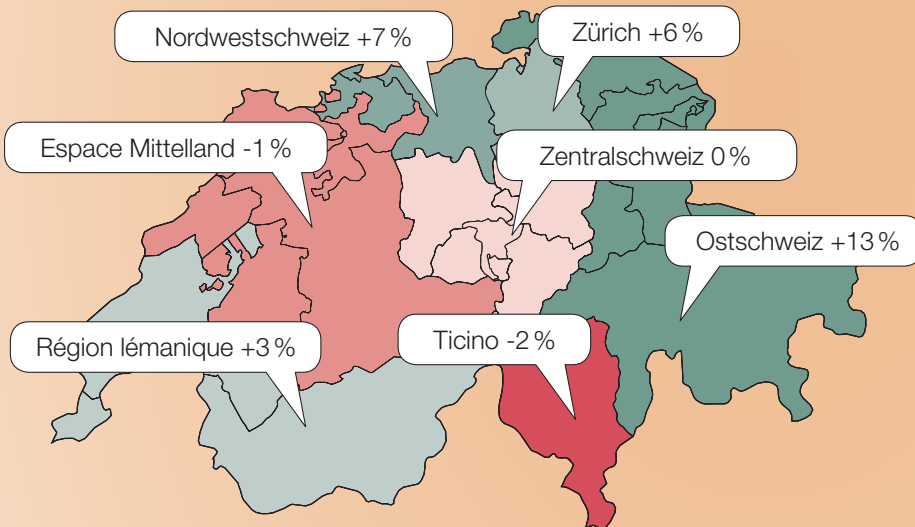
% of employers anticipating employment to increase	7%
- the % expecting to see a decrease in employment	-2%
Non seasonally adjusted result for Switzerland	= +5%
Adjusted to reflect seasonal variations, the Net Employment Outlook stands at +5%.	

All hiring expectations presented in this infographic are seasonally adjusted.

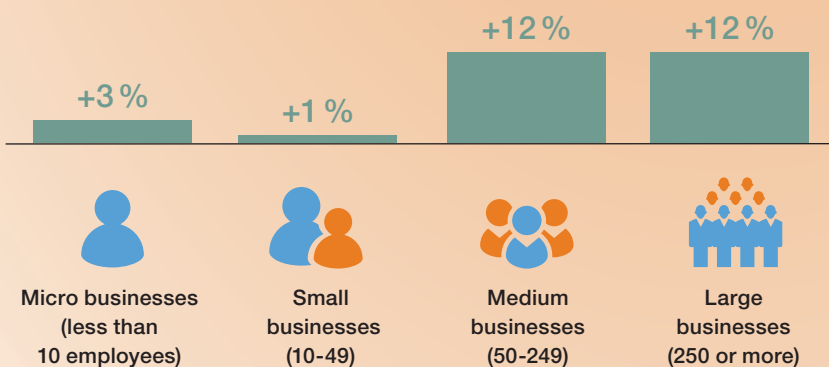
Switzerland and neighboring countries hiring expectations



Regional hiring expectations



Organisation size hiring expectations



Sectors hiring expectations

