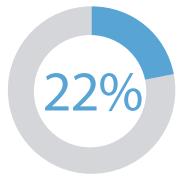


# WHERE ARE THE JOBS?

Manpower Employment Outlook Survey • United States • Q2 2016

## 11,000

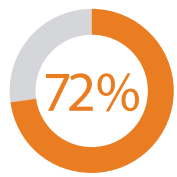
U.S. employers shared their hiring plans for Q2 2016



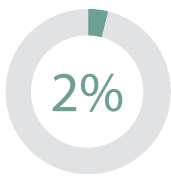
Plan to hire



Expect to let staff go



Plan to keep workforce levels steady



Are unsure about hiring plans

## JOBS OUTLOOK BY STATE



Nebraska



Iowa



Idaho



Rhode Island



Wyoming



Louisiana



Nevada



New Jersey

## JOBS OUTLOOK BY METRO AREA



Charlotte, NC

Albany, NY

Omaha, NE

Boise City, ID



Youngstown, OH

Baton Rouge, LA

Akron, OH

Las Vegas, NV



## JOBS OUTLOOK BY INDUSTRY



Leisure & Hospitality



Wholesale & Retail Trade



Transportation & Utilities




Professional & Business Services



Mining



Other Services

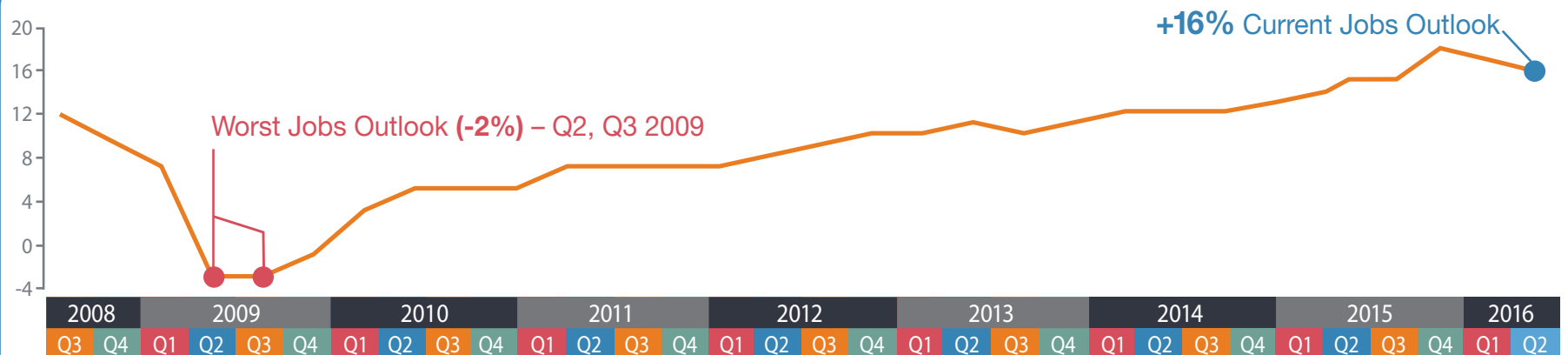


Education & Health Services



Manufacturing & Durable Goods

## JOBS OUTLOOK NATIONALLY SINCE 2008



ManpowerGroup™

### What do the percentages mean?

The % of employers anticipating an increase in hiring  
– The % of employers expecting to decrease hiring

= Outlook Percentage

For more information about the Manpower Employment Outlook Survey, please visit [manpowergroup.us/MEOS](http://manpowergroup.us/MEOS).