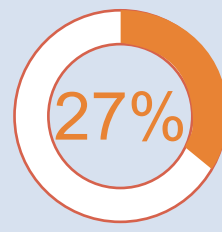
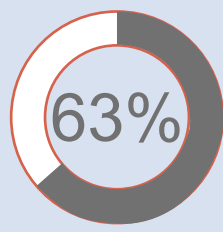
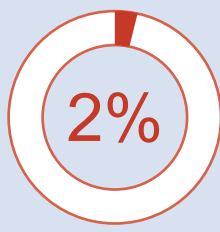
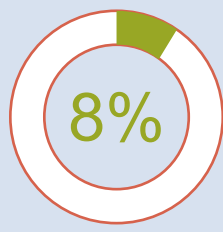
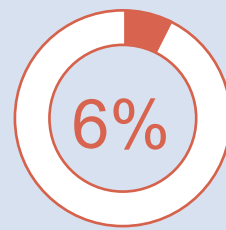
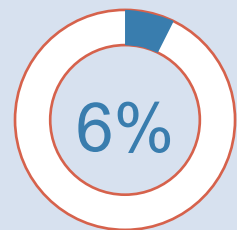


Moderate hiring pace is forecast to continue in Mainland China in Q2 2020 Shenzhen and Central & West employers report the strongest hiring prospects

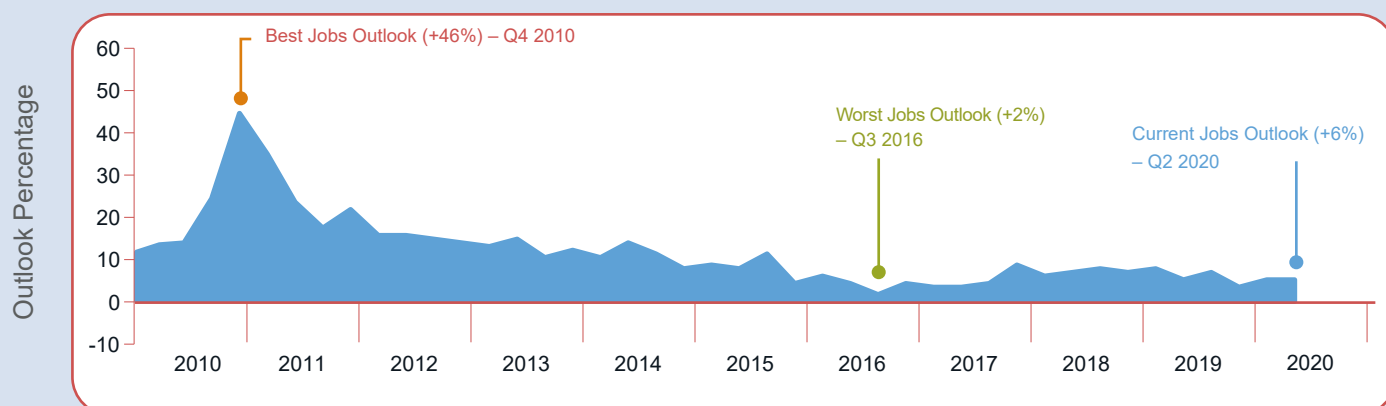
2nd Quarter 2020

4,228

CHINA EMPLOYERS
SHARED THEIR HIRING PLANS
FOR Q2 2020



Chinese employers report modest hiring intentions for the
April - June time frame
All data is seasonally adjusted



Sector Comparisons

| SECTOR(SA) | Qtr on Qtr Change Q1 20 to Q2 20 | Yr on Yr Change Q2 19 to Q2 20 |
|---|-------------------------------------|-----------------------------------|
| Finance, Insurance & Real Estate +8% | ↗ 4% | ↘ 1% |
| Manufacturing +6% | → 0% | ↗ 1% |
| Mining & Construction +7% | ↗ 7% | ↘ 1% |
| Services +9% | ↗ 2% | ↗ 1% |
| Transportation & Utilities +8% | ↗ 1% | ↗ 1% |
| Wholesale & Retail Trade +5% | → 0% | → 0% |

Regional Comparisons

| Regional(SA) | Qtr on Qtr Change Q1 20 to Q2 20 | Yr on Yr Change Q2 19 to Q2 20 |
|-------------------|-------------------------------------|-----------------------------------|
| NORTH(+7%) | ↗ 2% | ↗ 2% |
| BEIJING(+7%) | ↗ 2% | ↗ 3% |
| SOUTH(+7%) | ↗ 1% | ↘ 1% |
| GUANGZHOU(+7%) | ↗ 2% | ↘ 2% |
| SHENZHEN(+8%) | ↗ 1% | ↗ 1% |
| EAST(+5%) | ↘ 1% | ↘ 1% |
| SHANGHAI(+3%) | ↘ 2% | ↘ 1% |
| CENTRAL&WEST(+8%) | ↗ 3% | ↗ 1% |
| CHENGDU(+6%) | ↗ 2% | ↗ 2% |

Organisation-Size Comparisons

