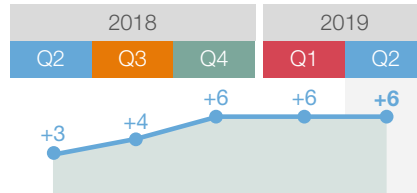


NEARLY ONE IN TEN BELGIAN EMPLOYERS PLAN TO CREATE JOBS IN THE SECOND QUARTER OF 2019

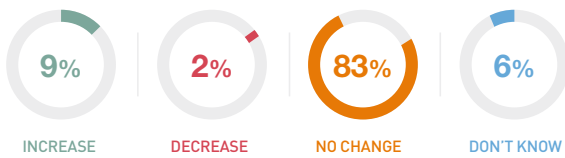
NET EMPLOYMENT OUTLOOK



+6 Net Employment Outlook Belgium Q2 2019

Q2 2019

751 BELGIAN EMPLOYERS WERE ASKED: "How do you anticipate total employment at your location to change in the three months to the end of June 2019, as compared to the current quarter?"



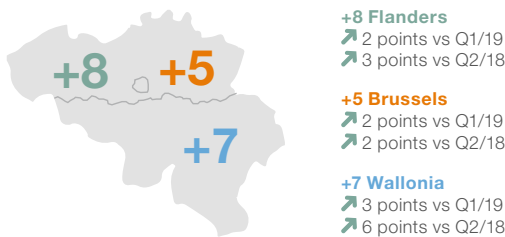
Q2 2019

POSITIVE OUTLOOKS IN NINE OF 10 INDUSTRY SECTORS



Q2 2019

STRONGEST OUTLOOKS IN MORE THAN THREE YEARS IN FLANDERS



Q2 2019

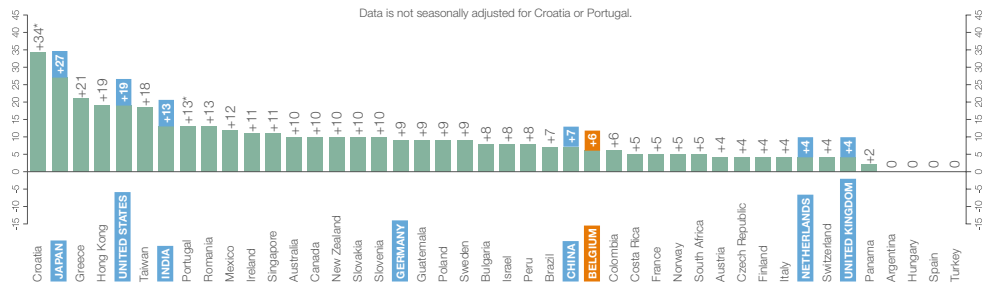
GROWING CONFIDENCE IN LINE WITH COMPANY SIZE



Q2 2019

POSITIVE HIRING INTENTIONS IN 40 OF 44 COUNTRIES AND TERRITORIES SURVEYED

vs Q1/19	vs Q2/18
↑ 15 countries	↑ 13 countries
↓ 18 countries	↓ 27 countries
↔ 11 countries	↔ 4 countries



44 countries / 59.000+ employers

Q2 2019

WHAT DO THESE FIGURES MEAN?

% employers anticipating total employment to increase
 - % employers anticipating total employment to decrease
 = Net Employment Outlook (can be positive or negative)

Q2 2019

The ManpowerGroup Employment Outlook Survey is the most extensive, forward-looking employment survey in the world.

Q2 2019

KEYFACTS

NEARLY ONE IN TEN BELGIAN EMPLOYERS PLAN TO CREATE JOBS IN THE SECOND QUARTER OF 2019

- +6** Belgian Net Employment Outlook shows an **encouraging value (+6)** for the **third consecutive quarter**.
- +8** Employers in **Flanders (+8)** report their strongest Outlooks in more than three years
- 9** **Job gains** are anticipated in **nine out of 10 industry sectors** during Q2 2019
- +20** **Large and Medium-size employers** report healthy hiring intentions with Net Employment Outlooks of **+20 and +14**, respectively
- 40** **Payroll gains** are expected in **40 of 44 countries and territories** surveyed in the world and in 23 of 26 countries in the EMEA region(Europe, Middle East and Africa)

Q2 2019



“ The results of our survey indicate that **Belgian employers are sticking to their recruitment intentions**, despite a climate of **increasing uncertainty**, linked in particular to Brexit.

In the short term, **the daily challenge for companies is to try to fill their vacancies**, whatever their level.

Despite progress made, **our labor market in Belgium still has structural weaknesses** with several key indicators that remain below the European average, as highlighted by the National Bank in its annual report. ”

Philippe Lacroix
Managing Director ManpowerGroup BeLux

Q2 2019

BELGIUM - EVOLUTION OF STAFFING LEVELS

	Increase	Decrease	No change	Don't know	Net Employment Outlook	Seasonally adjusted
	%	%	%	%	%	%
April-June 2019	9	2	83	6	7	6
Jan-March 2019	8	3	86	3	5	6
Oct-Dec 2018	8	2	87	3	6	6
July-Sept 2018	6	2	91	1	4	4
April-June 2018	7	3	87	3	4	3

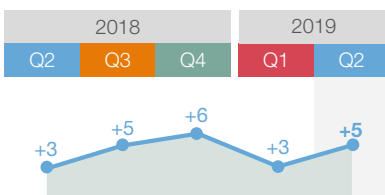
Q2 2019



CHECK THE SURVEY ONLINE



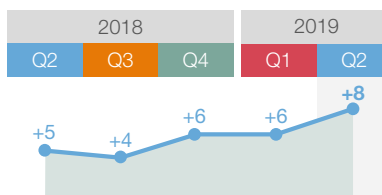
BRUSSELS



↗ In **Brussels**, hiring intentions are 2 percentage points stronger when compared with the previous quarter. The Net Employment Outlook stands at a **moderate value of +5**.

Q2 2019

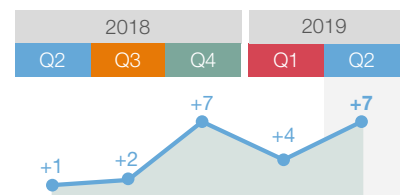
FLANDERS



↗ Employers in **Flanders (+8)** report their strongest Outlooks since Q4 2015. Hiring plans are 2 percentage points stronger when compared with the previous quarter.

Q2 2019

WALLONIE



↗ Job seekers can expect a **fair climate** in the next three months in **Wallonia (+7)**. Hiring plans are 3 percentage points stronger quarter-over-quarter.

Q2 2019

More info: manpowergroup.be

@ManpowerGroupBe

