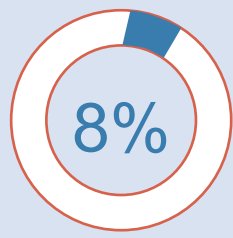


China's employers remain cautiously optimistic report Outlook of +8% for the third consecutive quarter

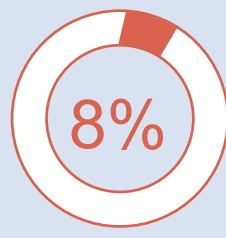
2nd Quarter 2018

4,244

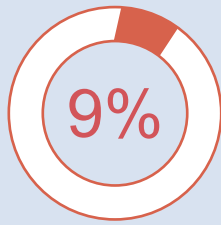
CHINA EMPLOYERS
SHARED THEIR HIRING PLANS
FOR Q2 2018



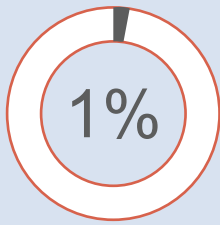
NET
EMPLOYMENT
OUTLOOK



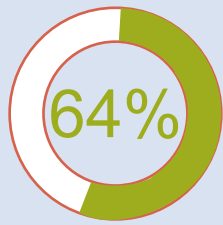
SEASONALLY
ADJUSTED



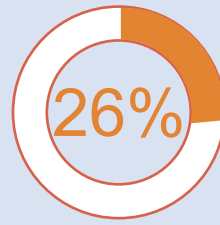
PLAN
TO HIRE



EXPECT TO
LET STAFF GO



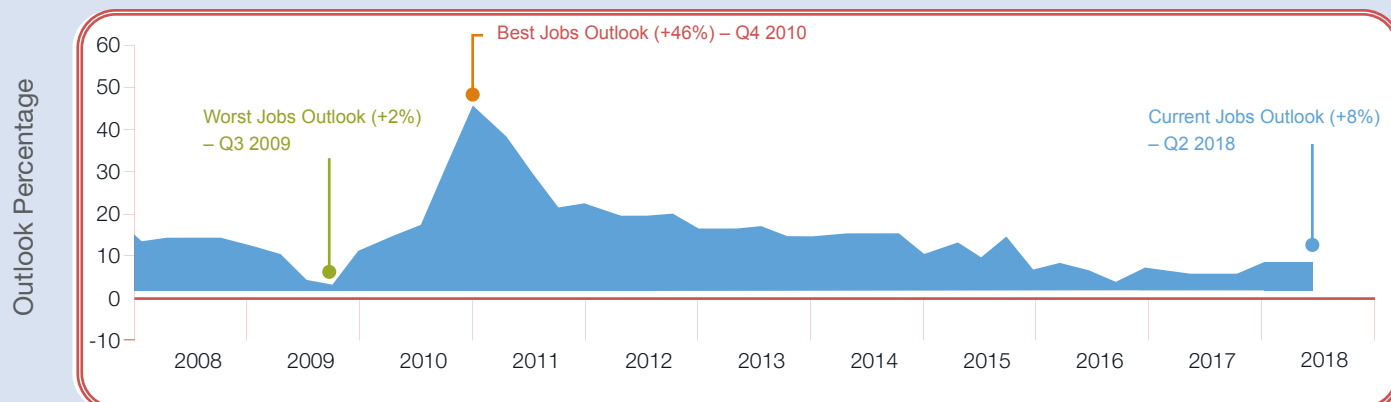
PLAN TO KEEP
WORKFORCE
LEVELS STEADY









ARE UNSURE
ABOUT HIRING
PLANS

CHINESE EMPLOYERS REPORT RESERVED HIRING INTENTIONS FOR THE APRIL - JUNE TIME FRAME

All data is seasonally adjusted

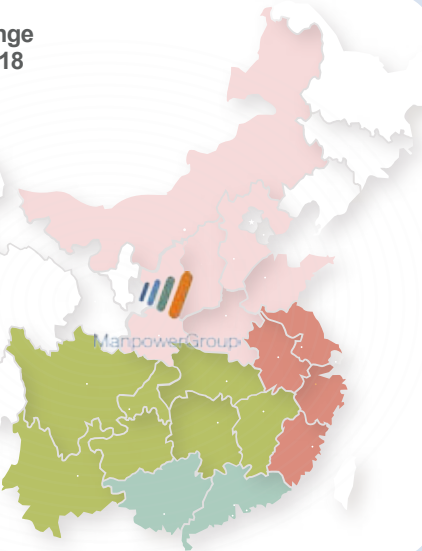


Sector Comparisons

SECTOR(SA)	Qtr on Qtr Change Q1 18 to Q2 18	Yr on Yr Change Q2 17 to Q2 18
 Finance, Insurance & Real Estate +11%	↘ 2%	↗ 6%
 Manufacturing +7%	→ 0%	↗ 3%
 Mining & Construction +4%	↘ 2%	↘ 2%
 Services +11%	↗ 2%	↗ 7%
 Transportation & Utilities +8%	↘ 2%	↗ 4%
 Wholesale & Retail Trade +8%	↘ 1%	↗ 5%

Regional Comparisons

Regional(SA)	Qtr on Qtr Change Q1 18 to Q2 18	Yr on Yr Change Q2 17 to Q2 18
NORTH(+6%)	↘ 2%	↗ 2%
BEIJING(+8%)	→ 0%	↗ 2%
SOUTH(+9%)	↘ 1%	↗ 3%
GUANGZHOU(+9%)	↘ 1%	↗ 4%
SHENZHEN(+9%)	↗ 1%	↗ 5%
EAST(+9%)	↗ 2%	↗ 5%
SHANGHAI(+8%)	↗ 3%	↗ 4%
CENTRAL&WEST(+7%)	→ 0%	↗ 3%
CHENGDU(+6%)	↘ 1%	↗ 2%



Organisation-Size Comparisons

